

VOGUE

Cod. VOGWCS 04



VASO SOSPESO, KIT FISSAGGIO NASCOSTO PER SANITARI SOSPESI INCLUSO

WALL HUNG WC, HIDDEN WALL MOUNTED FIXING KIT INCLUDED

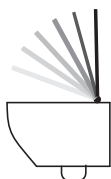
CE UNI EN 997



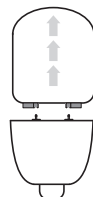
SENZA BRIDA
RIMLESS



RISPARMIO IDRICO
WATER SAVING



CHIUSURA RALLENTATA
SOFT CLOSE



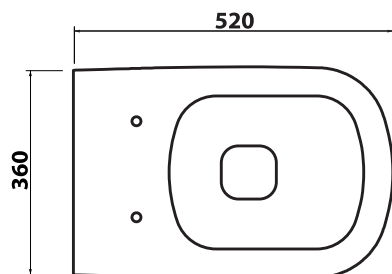
SGANCIO RAPIDO
QUICK RELEASE



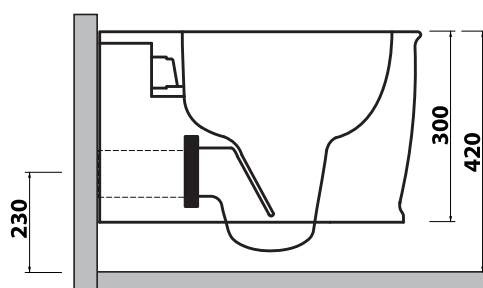
SOTTILE
SLIM



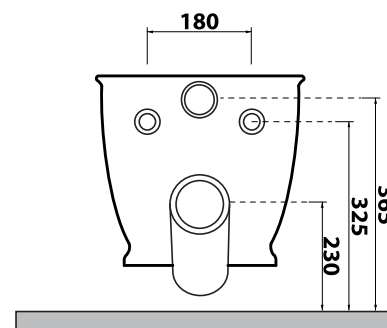
VISTA ZENITALE
ZENITAL VIEW



VISTA LATERALE
LATERAL VIEW



VISTA POSTERIORE
BACK VIEW



AVVERTENZE / WARNINGS

Pesi e misure riportati potrebbero subire delle variazioni, rispetto al prodotto reale, imputabili a usura degli stampi, modifica delle caratteristiche tecniche delle materie prime utilizzate e cambiamento del processo produttivo. L'azienda si riserva il diritto di poter cambiare, in ogni momento, queste grandezze senza alcun preavviso

Weights and measurements shown may be subject to variations, compared to the physical product, due to the wear of the moulds, modification of the technical characteristics of raw materials used and change in the production process. The company reserves the right to change these sizes, at any time, without any notice

Civita Cromo sconsiglia l'abbinamento del vaso con sistema di scarico mediante passo rapido o flussometro, cassetta alta o cassetta di scarico con portata superiore a Lt 6, per il rischio che si possano verificare schizzi d'acqua al di fuori del bacino. In questi casi si suggerisce di regolare il flusso d'acqua, magari utilizzando un riduttore di portata

Civita Cromo does not recommend combining the toilet with flushometer system, high cistern or concealed cistern with a capacity greater than 6 litres, due to the risk of water splashes outside the pan. In these cases it is recommended to adjust the flow of water, perhaps using a flow reducer



CIVITA CROMO SRL

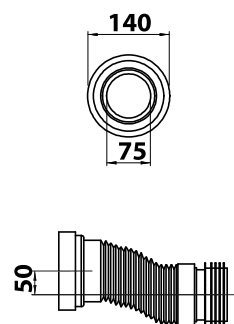
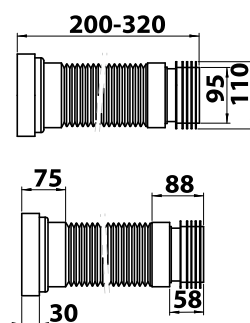
SS Flaminia, KM57,400 - 01033 Civita Castellana (VT) Italy

+39 0761.59.96.69 - info@civitacromo.com - civitacromocollection.com

MANICOTTO FLESSIBILE PER SCARICO A PARETE
WALL DRAIN FLEXIBLE CONNECTOR



COD. MAFE 050



RACCORDO ECCENTRICO PER ADDUZIONE ACQUA
OFFSET INLET WATER CONNECTOR



COD. REA 015

