

# FLAT

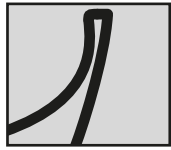


## Cod. FLAWCS 04

VASO SOSPESO, KIT FISSAGGIO NASCOSTO PER SANITARI SOSPESI INCLUSO

WALL HUNG WC, HIDDEN WALL MOUNTED FIXING KIT INCLUDED

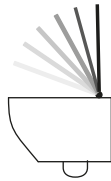
CE UNI EN 997



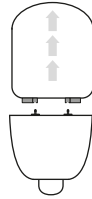
SENZA BRIDA  
RIMLESS



RISPARMIO IDRICO  
WATER SAVING



CHIUSURA RALLENTATA  
SOFT CLOSE



SGANCIO RAPIDO  
QUICK RELEASE



SOTTILE  
SLIM

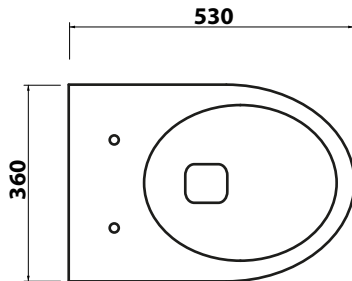


SCARICO VORTICE  
VORTEX FLUSHING

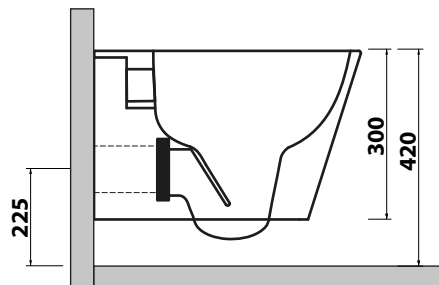


SCARICO SILENZIOSO  
QUIET FLUSHING

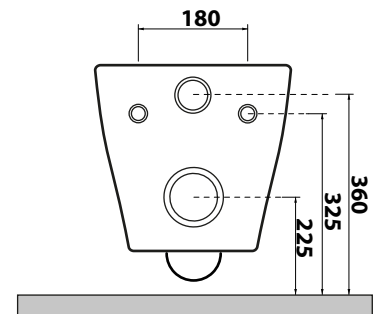
VISTA ZENITALE  
ZENITAL VIEW



VISTA LATERALE  
LATERAL VIEW



VISTA POSTERIORE  
BACK VIEW



### AVVERTENZE / WARNINGS

Pesi e misure riportati potrebbero subire delle variazioni, rispetto al prodotto reale, imputabili a usura degli stampi, modifica delle caratteristiche tecniche delle materie prime utilizzate e cambiamento del processo produttivo. L'azienda si riserva il diritto di poter cambiare, in ogni momento, queste grandezze senza alcun preavviso

*Weights and measurements shown may be subject to variations, compared to the physical product, due to the wear of the moulds, modification of the technical characteristics of raw materials used and change in the production process. The company reserves the right to change these sizes, at any time, without any notice*

Civita Cromo sconsiglia l'abbinamento del vaso con sistema di scarico mediante passo rapido o flussometro, cassetta alta o cassetta di scarico con portata superiore a Lt 6, per il rischio che si possano verificare schizzi d'acqua al di fuori del bacino. In questi casi si suggerisce di regolare il flusso d'acqua, magari utilizzando un riduttore di portata

*Civita Cromo does not recommend combining the toilet with flushometer system, high cistern or concealed cistern with a capacity greater than 6 litres, due to the risk of water splashes outside the pan. In these cases it is recommended to adjust the flow of water, perhaps using a flow reducer*



CIVITA CROMO SRL

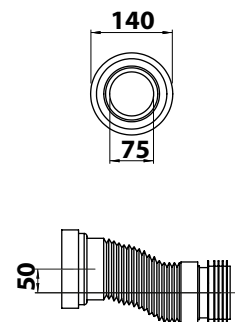
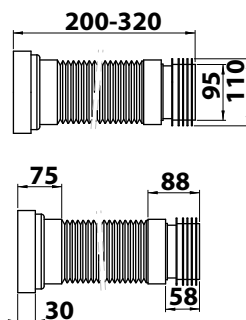
SS Flaminia, KM57,400 - 01033 Civita Castellana (VT) Italy

+39 0761.59.96.69 - info@civitacromo.com - civitacromocollection.com

**MANICOTTO FLESSIBILE PER SCARICO A PARETE**  
*WALL DRAIN FLEXIBLE CONNECTOR*



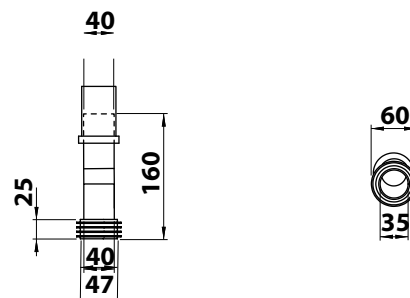
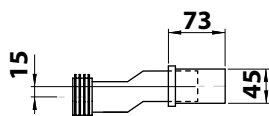
**COD. MAFE 050**



**RACCORDO ECCENTRICO PER ADDUZIONE ACQUA**  
*OFFSET INLET WATER CONNECTOR*



**COD. REA 015**



**CIVITA CROMO SRL**

SS Flaminia, KM57,400 - 01033 Civita Castellana (VT) Italy

+39 0761.59.96.69 - [info@civitacromo.com](mailto:info@civitacromo.com) - [civitacromocollection.com](http://civitacromocollection.com)